

This is an activity pack to learn fruit vocabulary in Irish. This pack is designed to be child friendly but is also handy for us adult learners! Spread out the games over a couple of weeks and use them as fun daily 10-20 minute reviews. I'll add more game ideas and topics such as animals, numbers, clothes etc. [Click Here and follow the link to subscribe to my email list for updates on new packs.](#)

This pack includes an interactive page at the end of this PDF with clickable links to pronunciation guides for all the fruit and phrases in the activity.

There are 16 fruit flashcards in this set. Introduce 8 words first and then add two new ones every time reviewing the words gets too easy.

There are also 4 phrases cards:

tick: I like - Is maith liom

x: I don't like - Ní maith liom

Heart: I love - Is aoibhinn liom

?: Do you like? - An maith leat?

These phrases are on the PDF with rough pronunciation guides for reference.

Introduce these one at a time depending on their level, adding on new ones only when the learnt phrases become familiar.

Step One:

Print out the flashcards for each person studying the words. Some activities need two sets of cards so if you are playing with one child, be sure to print off a set for yourself too.

Tip: If you have some thicker paper to print on, great! If not, stick regular copy paper onto some cereal box cardboard to make these flashcards last longer.

Step Two:

Colour in the flash cards! :)

Step Three:

Cut out the flash cards.

Tip: Leave the words attached to the flashcards for the first few reviews to make it easier at the start. They can be separated and used to review the words later.

Step Four:

Get an envelope large enough for the flashcards and stick it into a copybook to keep the cards in, now they are ready to review anytime. But the PDF will always be there to print off copies if some of the flashcards disappear! ;)

Games!

Karuta

This is a game I learned when teaching English in Japan. It's great fun and is great for practicing any vocabulary.

This game needs 3 people and 1 set of flashcards.

2 players and 1 leader – The leader doesn't always have to be the adult ;) it works best if the leader role rotates among the players.

One set of flashcards are placed on the table or floor between two people.

The players must have their hands on top of their heads.

The leader reads out a fruit word as Gaeilge / in Irish.

The fastest player to touch that card gets to keep it.

The winner is the player with the most cards at the end of the game.

Tip: This game can get out of hand quickly! The hands on the head between each round help to keep things in check, that and a zero tolerance policy on wildness ;)

Language Snap

This game needs 2 players and 2 sets of flashcards.

Mix up the cards together. Each player draws one card and places it face up on top of the last one. If there is a match you shout out the word as Gaeilge / in Irish from that flashcard.

Winner has the most language snaps!

Memory Matching

This game can be played with 1 player.

This game needs 2 sets of flashcards.

Mix the 2 sets together. Place all the cards face down.

Flip over a card and try to flip over its matching pair.

Every time a pair is made use the Irish from that flashcard.

Conversation Dice

Note: This game works best as a review game for learners already familiar with the target phrases.

This game can be played with 2 or more players.

Step One:

Make the Dice.

Print out the conversation dice, the regular dice, the game board and the player counters.

Decorate and colour in everything if you like.

Cut out the dice along the dashed line.

Fold the dice on the full line.

Tape (or glue) the dice into a box shape. - If you're stuck check out the video on how to make the dice on my website.

Cut out the game counters there are 6 little monster counters.

Step Two:

Play the Game.

Roll the two dice. Say the full phrase connected to the conversation dice to get the points on the number dice.

x2 means double the points from the number dice – Shout bhú-hú / woohoo or comhghairdeas / congratulations or tá an t-ádh ort / you're lucky. (phrase guide in PDF)

Arís means to roll again.

Game ends when someone reaches 'críoch' on the game board.

Activity


Ba mhaith liom..../I would like....

Print out the empty bowl. Draw in a fruit salad.


Use the flashcards to practice the target phrase 'ba mhaith liom...' with each fruit used in the drawing.

ba mhaith liom é a ithe / I want to eat it

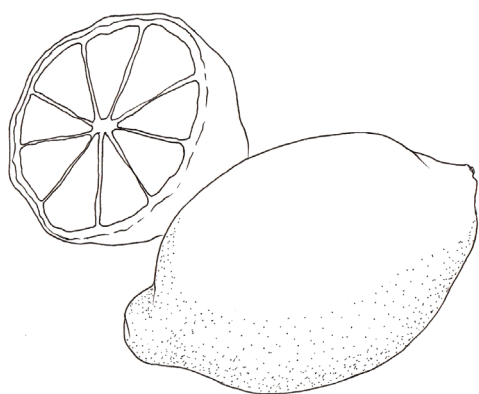
ba mhaith liom an sailéad torthaí sin a ithe / I want to eat that fruit salad



banana




fraochán gorm




líomóid




oráiste




sú talún




sméar dhubh



úll




piorra



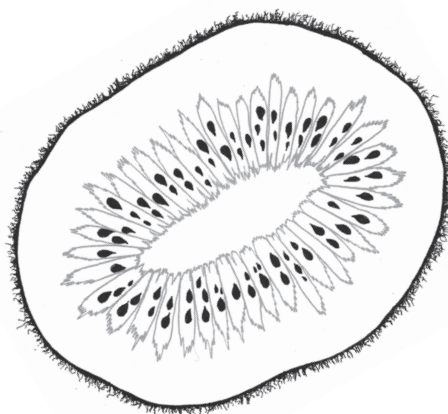
silín



spíonán



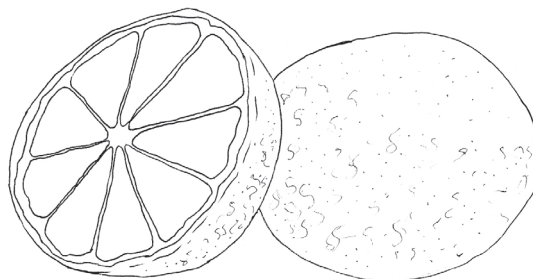
sú craobh



cíobhaí




cuirín dubh




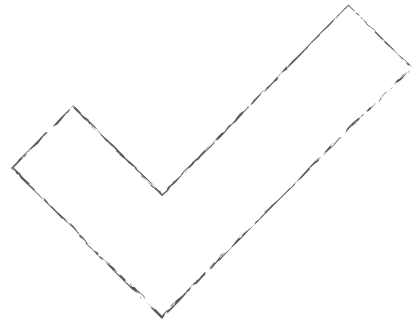

líoma



biabhóg




anann





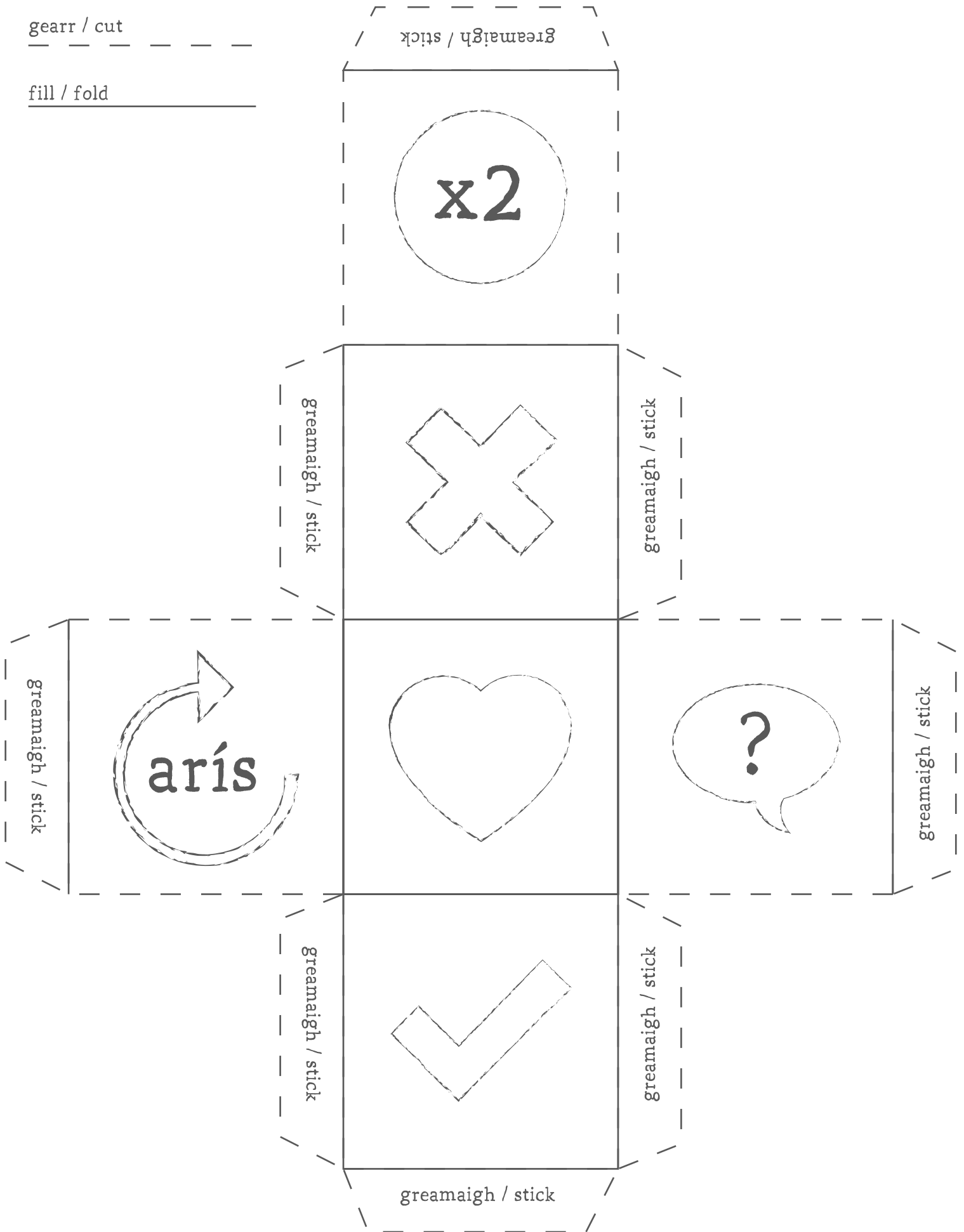
sailéad torthaí



Ba mhaith liom....

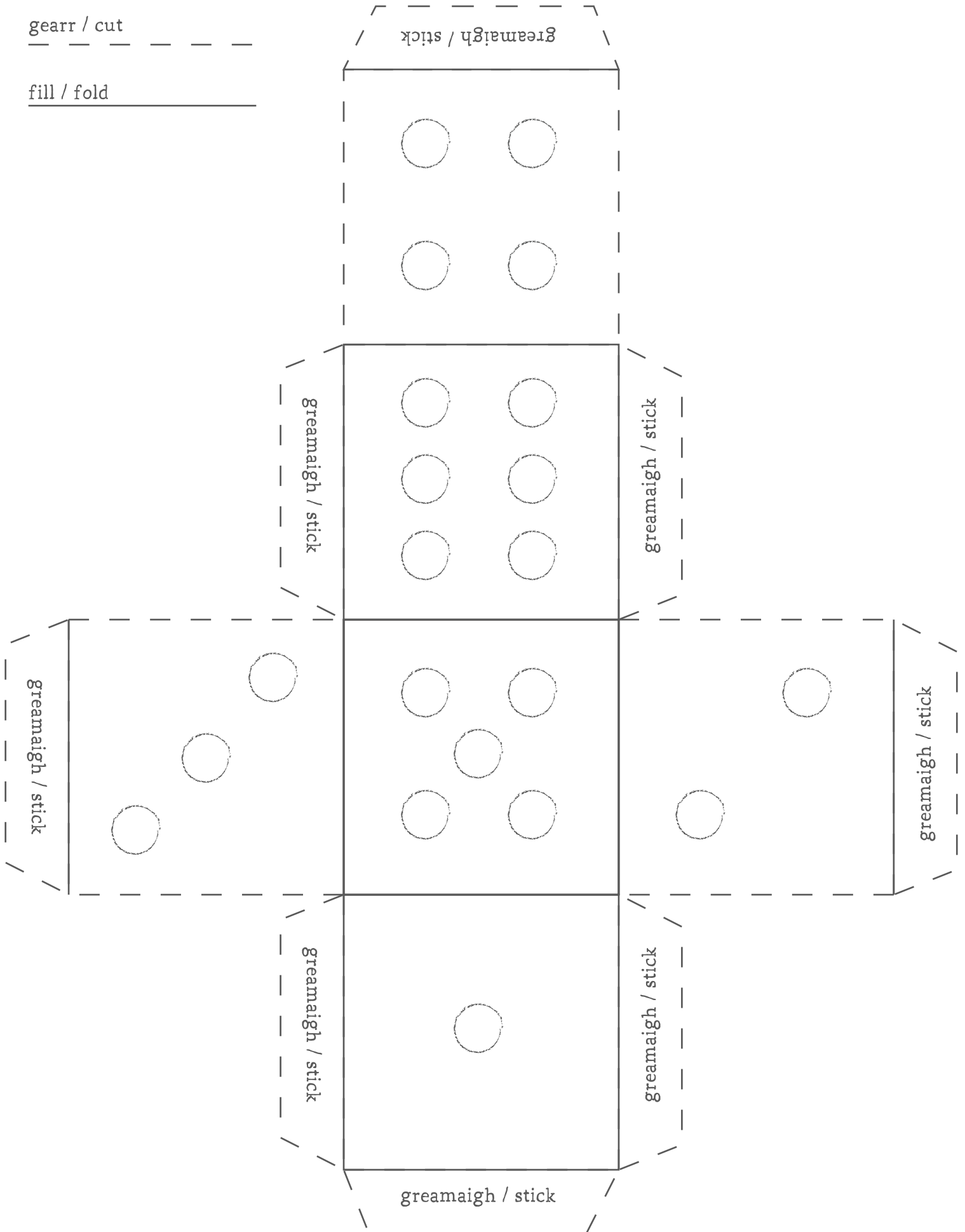
gearr / cut


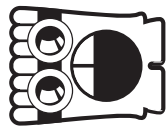


fill / fold



garr / cut

fill / fold





tús

1

2

3

4

5

11

léim
chun
tosaigh
12

13

téigh
ar
ais
14

15

20

19

x2
pointí
dúbailte

18

17

16

21

22

23

24

25

30

29
téigh
ar
ais

28

x2
pointí
dúbailte

27

26

líne
chríche

Tip: To type a fada on a keyboard type Alt Gr + the letter. ex: a+ Alt Gr = á
For capitals with a fada type Alt Gr + Shift + Letter. ex: Alt Gr + SHift + a = Á

Fruit	Toradh	Pronunciation rough guide	Pronunciation Links - Click to listen
banana	banana	banana	https://www.focloir.ie/en/dictionary/ei/Banana
blueberry	fraochán gorm	free-cawn gur-um / fray-cawn gur-um	https://www.focloir.ie/en/dictionary/ei/blueberry
lemon	líomóid	lee-mo-id	https://www.abair.tcd.ie/en/ type = líomóid
orange	oráiste	oraw-shta	https://www.focloir.ie/en/dictionary/ei/orange
strawberry	sú talún	su taloon (rhymes with balloon)	https://www.abair.tcd.ie/en/ type = sú talún
blackberry	sméar dhubh	smer guv / smer gu	https://www.focloir.ie/en/dictionary/ei/blackberry
apple	úll	ool (rhymes with cool)	https://www.focloir.ie/en/dictionary/ei/apple
pear	piorra	piura (sounds like word 'pure' with ah at end) / pira	https://www.focloir.ie/en/dictionary/ei/pear
cherry	silín	shil-een	https://www.focloir.ie/en/dictionary/ei/cherry
gooseberry	spíonán	spin-an / spee-nawn	https://www.abair.tcd.ie/en/ type = spíonán
raspberry	sú craobh	su kray-uv / su kree-u	https://www.abair.tcd.ie/en/ type = sú craobh
kiwi	ciobhaí	kee-vee / kee-wee	https://www.focloir.ie/en/dictionary/ei/kiwi
blackcurrant	cuirín dubh	kur-een-dub / kur-een doo	https://www.focloir.ie/en/dictionary/ei/blackcurrant
rhubarb	biabhóg	bee-voug / bea-wug	https://www.focloir.ie/en/dictionary/ei/rhubarb
lime	líoma	lee-uma	https://www.focloir.ie/en/dictionary/ei/lime
pineapple	anann	on-on (sounds like the word 'on') / an-an	https://www.focloir.ie/en/dictionary/ei/pineapple
I like....	Is maith liom	iss mah lum	https://www.abair.tcd.ie/en/
I don't like	Ní maith liom	nee mah lum	https://www.abair.tcd.ie/en/
I love.....	Is aoibhinn liom	iss eevin lum	https://www.abair.tcd.ie/en/
Do you like ...	An maith leat	on mah lyat	https://www.abair.tcd.ie/en/
I would like ...	Ba mhaith liom	ba wah lum	https://www.abair.tcd.ie/en/
I would like to eat it	ba mhaith liom é a ithe	ba mah lum ey a i-ha	https://www.abair.tcd.ie/en/
I would like to eat that fruit salad	ba mhaith liom an sailéad torthaí sin a ithe	ba wah lum on sa-leyd tor-hee shin a i-ha	https://www.abair.tcd.ie/en/
Cluiche Cláir	Board Game	kli-ha klar	https://www.focloir.ie/en/dictionary/ei/board+game
tús	start	toos	https://www.focloir.ie/en/dictionary/ei/start
líne chríche	finish line	lee-na kree-ka	https://www.focloir.ie/en/dictionary/ei/finish-ing+line
téigh ar ais	go back	tay ar ash	https://www.focloir.ie/en/dictionary/ei/go+back
léim chun tosaigh	jump forward	leym kun tus-ee	https://www.abair.tcd.ie/en/
pointí dúbailte	double points	pwin-tee du-bawl-te	https://www.abair.tcd.ie/en/